


MultiCam™

Release Notes for MultiCam 6.9

November 19, 2013



EURESYS s.a. shall retain all property rights, title and interest of the documentation of the hardware and the software, and of the trademarks of EURESYS s.a.

All the names of companies and products mentioned in the documentation may be the trademarks of their respective owners.

The licensing, use, leasing, loaning, translation, reproduction, copying or modification of the hardware or the software, brands or documentation of EURESYS s.a. contained in this book, is not allowed without prior notice.

EURESYS s.a. may modify the product specification or change the information given in this documentation at any time, at its discretion, and without prior notice.

EURESYS s.a. shall not be liable for any loss of or damage to revenues, profits, goodwill, data, information systems or other special, incidental, indirect, consequential or punitive damages of any kind arising in connection with the use of the hardware or the software of EURESYS s.a. or resulting of omissions or errors in this documentation.

Contents

Contents	2
MultiCam Version Details	3
Improvements	3
MultiCam	3
GRABLINK series.....	3
Important Notices	4
Configuration switches	4
Renewal of the "Code Signing For Microsoft Authenticode" certificate for our drivers.....	4
MultiCam Installer.....	4
PCI and PCI Express bus compatibility note for Picolo, Picolo PCIe, Picolo Junior 4, Picolo Pro 2, Picolo Pro 2 PCIe, Picolo Tetra, Picolo Tymo	5
BoardTopology value change for cameras with a pixel clock below 30 MHz on Grablink Base, Grablink DualBase and Grablink Full boards.....	5
Allowed values for the Camera and CamConfig parameters.....	5
Buffer size limits for MultiCam surfaces.....	5
Memory allocation	6
Environments	7
Supported OS.....	7
Supported Programming Interfaces.....	7
Supported Boards	8
Solved Issues	9
GRABLINK series.....	9
MultiCam	9
Known Issues	10
GRABLINK series.....	10
DOMINO series	13
PICOLO series	13
MultiCam	14

MultiCam Version Details

Windows	Linux
6.9.0.2235	6.9.0.2234

Improvements

MultiCam

Microsoft Windows 8 and Windows Server 2012 support

Since version 6.9.0.2200, MultiCam supports Microsoft Windows 8 and Windows Server 2012 operating systems.

Linux kernel 3.8 support

Since version 6.9.0.2199, MultiCam supports Linux kernel 3.8.

GRABLINK series

Support of new tap configuration on Grablink Full and Grablink Full XR

Since MultiCam 6.9.0.2199, the *MEDIUM_6T8* tap configuration is available on Grablink Full and Grablink Full XR.

Support of new tap geometries on Grablink Full and Grablink Full XR

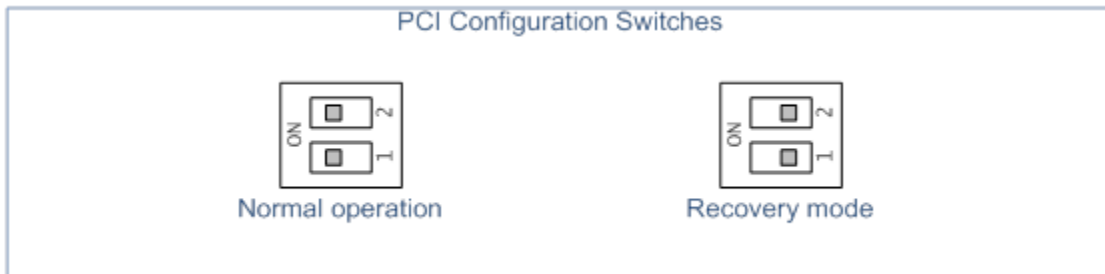
Since MultiCam 6.9.0.2199, the following tap geometries are available on Grablink Full and Grablink Full XR:

TapConfiguration	TapGeometry	
	*_1Y2	*_2YE
MEDIUM_4T8 MEDIUM_4T10 MEDIUM_4T12	1X2_1Y2 2X_1Y2 2XE_1Y2 2XM_1Y2 2XR_1Y2	1X2_2YE 2X_2YE 2XM_2YE 2XR_2YE
MEDIUM_6T8	1X3_1Y2 3X_1Y2	1X3_2YE 3X_2YE
FULL_8T8	1X4_1Y2 2X2_1Y2 2X2E_1Y2 2X2M_1Y2 4X_1Y2 4XE_1Y2 4XR_1Y2	1X4_2YE 2X2_2YE 2X2E_2YE 2X2M_2YE 4X_2YE 4XE_2YE 4XR_2YE

Important Notices

Configuration switches

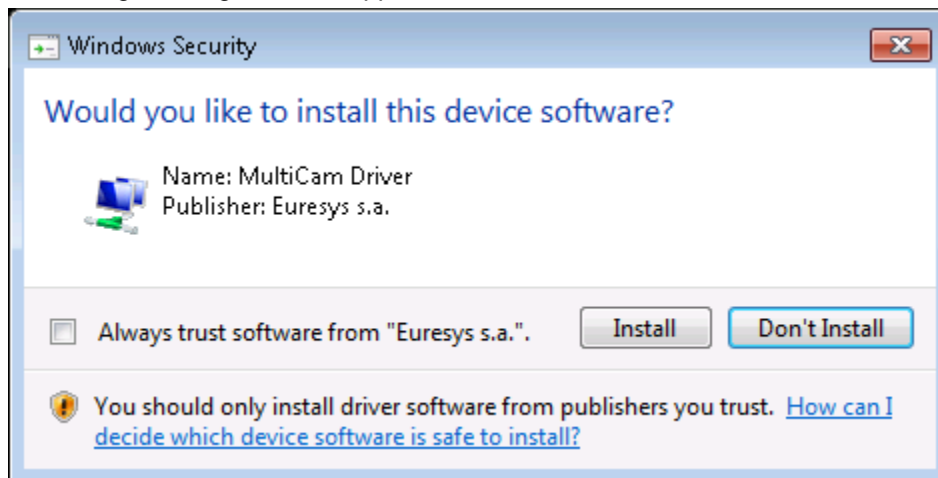
Grablink Base, DualBase, Full and Full XR feature a set of configuration switches. For normal operation of the board, both switches must be in the ON position.



Should recovery mode be enabled by error, the Grablink board appears as "GRABLINK Base/DualBase/Full/Full XR (Recovery)" in Windows Device Manager and is not functional. To restore normal operation, power off the PC, change the switches to normal position and then reboot.

Renewal of the "Code Signing For Microsoft Authenticode" certificate for our drivers

Since MultiCam 6.8.2.2066 our drivers have been signed with a new digital certificate. Consequently, in Windows Vista and later, the following message box will appear at driver installation:



All you have to do is to check the *Always trust software from "Euresys s.a."* option then click on the *Install* button. Once this has been done this message box will not appear again during subsequent installations. Note that the silent-mode installations will be blocked by this message until you perform this manipulation.

MultiCam Installer

Due to a recent change in the Windows Certificate Chain used for signing MultiCam drivers, a Windows update (KB931125) is required to be able to install MultiCam 6.8.1.2010 and later under Windows XP. Without this update, the MultiCam driver installation will fail with the following error:

DriverPackageInstaller returned status 0x800b0100 – No signature was present in the subject.

You can download this Windows update using the following URL:

<http://www.microsoft.com/en-us/download/details.aspx?id=35945>

PCI and PCI Express bus compatibility note for Picolo, Picolo PCIe, Picolo Junior 4, Picolo Pro 2, Picolo Pro 2 PCIe, Picolo Tetra, Picolo Tymo

To ensure correct operation when using one of the Picolo cards listed above, the response time (also called latency) of the PCI or PCIe bus on the motherboard where the card is plugged must be low enough. The latency of the PCI or PCIe bus depends on the architecture of the motherboard, and may also depend on the Operating System used and the BIOS version or settings.

If the latency of the bus is not low enough, randomly distributed black lines may appear in the image acquired. They are caused by the long response time of the PCI or PCIe bus, leading to a condition known as "FIFO overrun".

The requirements for correct operation depend on the color format and the buffer pitch used. Both are set by the application using the Picolo through MultiCam parameters.

- 1) When the color format is RGB24 (this is default setting in MultiCam Studio), the allowed bus latency is 11 us. (*This is the least favorable case.*)
- 2) When the color format is RGB24 and the MultiCam buffer pitch is set to 4096, the allowed bus latency is 17 us.
- 3) When the color format is YUV422 (packed) or RGB16 and the MultiCam buffer pitch is set to 4096, the allowed bus latency is 29 us.
- 4) When the color format is YUV411 (packed) and the MultiCam buffer pitch is set to 4096, the allowed bus latency is 37 us. (*This is the most favorable case.*)

If you experience this problem, try changing the application parameters towards a more favorable case.

BoardTopology value change for cameras with a pixel clock below 30 MHz on Grablink Base, Grablink DualBase and Grablink Full boards

Since MultiCam 6.7.2.1677, to be able to use cameras with a pixel clock below 30 MHz on Grablink Base, Grablink DualBase and Grablink Full, an application must set the *BoardTopology* board parameter to the *MONO_SLOW* (Grablink Base and Grablink Full) or *DUO_SLOW* (Grablink DualBase) value.

Allowed values for the Camera and CamConfig parameters

On Grablink Base, Grablink DualBase and Grablink Full, the allowed value for the *Camera* parameter is *MyCameraLink* and the allowed values for the *CamConfig* parameters are *PxxSC*, *PxxRC*, *PxxRG*, *LxxxxSC*, *LxxxxSP*, *LxxxxRC*, *LxxxxRP*, *LxxxxRG* and *LxxxxRG2*. All CamFiles have been adapted accordingly and can be downloaded from the Euresys website using the following URL: <http://www.euresys.com/CamFiles/CamFile.asp>. Other boards are not concerned but it is however recommended to use the latest available CamFiles in each case.

Buffer size limits for MultiCam surfaces

Under Windows, the maximum buffer size allowed per MultiCam surface depends on the Windows version:

- about 64MB under Windows XP x86;
- about 32MB under Windows XP x64;
- about 2GB under Windows Vista and Windows Server 2008;
- about 4GB under Windows 7 and Windows Server 2008 R2.

If a MultiCam surface exceeds those limits, MultiCam returns *MC_IO_ERROR* at channel activation.

Memory allocation

The recommended method allocating memory to the surfaces of MultiCam is the "Automatic method" since this is the only method that is always applicable.

The usage of the "manual" memory allocation method" is restricted to the following cases:

- On "Windows 32-bit without PAE" systems, without any further restrictions
- On boards having 64-bit DMA addressing capability, without any further restrictions
- On Linux operating systems, without any further restrictions: The Linux kernel provides a buffering system ensuring that the DMA operates always in the lowest 4 GB of physical addressing space.

The "manual" method is prohibited when:

- The board has no 64-bit DMA capability and...
- The system has physical memory beyond the 4 GB address boundary and...
- The operating systems is "Windows x86 with PAE" or "Windows x86-64"

Since MultiCam 6.5.1, MultiCam returns the "MC_INVALID_SURFACE" error on channel activation if the manual memory allocation method is used in a prohibited case.

Environments

Supported OS

Windows

OS Version	Additional Information	
Microsoft Windows 8	x86 (32-bit) Edition	-
	x86-64 (64-bit) Edition	
Microsoft Windows Server 2012	x86-64 (64-bit) Edition	-
Microsoft Windows 7	x86 (32-bit) Edition	Service Pack 1
	x86-64 (64-bit) Edition	
Microsoft Windows Server 2008 R2	x86-64 (64-bit) Edition	Service Pack 1
Microsoft Windows XP	x86 (32-bit) Edition	Service Pack 3
	x86-64 (64-bit) Edition	Service Pack 2

Linux

MultiCam is designed to be more distribution-independent on x86 and x64 platforms. It is expected to work with a wide range of distributions and has been additionally tested on the 3.8 kernels in this release. Support will only be provided under Red Hat Enterprise Linux 5.2, which is the validated distribution.

OS Version	Additional Information	
Red Hat Enterprise Linux 5.2	x86 (32-bit)	Kernel 2.6.18-92
	x86-64 (64-bit)	

Supported Programming Interfaces

MultiCam 6.9 is supplied as:

- A **32-bit binary library** (Windows and Linux) designed to be used with ISO-compliant C/C++ compilers for the development of 32-bit (x86) applications.
- A **64-bit binary library** (Windows and Linux) designed to be used with ISO-compliant C/C++ compilers for the development of 64-bit (x86-64) applications.
- **DirectShow filters** (Windows only) designed to be used with 32-bit (x86) Microsoft Visual C++ compilers for the development of 32-bit (x86) applications.

MultiCam 6.9 should be usable with any development tool that supports at least one of these interfaces.

Please note that these programming interfaces also cover most of the available development tools used with other languages.

The previously available **ActiveX controls library** is not recommended anymore on Windows. It is only available for backwards compatibility purposes. The recommended way of using MultiCam with Microsoft Visual Basic 6 is to call the C API directly. A sample program demonstrating it is available beside the driver on the MultiCam download area of the Euresys website.

The previously available **.NET API** is not recommended anymore on Windows. It is only available for backwards compatibility purposes and is not available for 64-bit development. The recommended way of using MultiCam with a .NET language is to call the C API directly. A sample program demonstrating it is available beside the driver on the MultiCam download area of the Euresys website.

Supported Boards

All boards support 32-bit operating systems as well as 32-bit DMA. The following table lists the support of 64-bit operating systems as well as the support of 64-bit DMA for each board.

PICOLO series	64-bit	64-bit DMA	DOMINO series	64-bit	64-bit DMA	GRABLINK series	64-bit	64-bit DMA
Picolo	✓	-	Domino Iota	-	-	Grablink Value	✓	-
Picolo PCIe	✓	-	Domino Alpha 2	-	-	Grablink Expert 2	✓	-
Picolo Junior 4	✓	-	Domino Melody	✓	-	Grablink Avenue	✓	-
Picolo Pro 2	✓	-	Domino Harmony	✓	-	Grablink Express	✓	-
Picolo Pro 2 PCIe	✓	-	Domino Symphony PCIe	✓	-	Grablink Quickpack ColorScan	✓	-
Picolo Tetra	✓	-				Grablink Quickpack CFA PCIe	✓	-
Picolo Tymo	✓	-				Grablink Full	✓	✓
Picolo Alert	✓	-				Grablink DualBase	✓	✓
Picolo Alert PCIe	✓	-				Grablink Base	✓	✓
Picolo Alert Compact	✓	-				Grablink Full XR	✓	✓
Picolo Alert Compact PCIe	✓	-						
Picolo Alert RC	✓	-						
Picolo Alert RCRB	✓	-						
Picolo Alert RCRB PCIe	✓	-						

Solved Issues

GRABLINK series

Improved recovery after application crash

Affected boards: Grablink Base, Grablink DualBase, Grablink Full, Grablink Full XR

After an abnormal termination of a MultiCam application (e.g. a crash), some clean-up is missing in MultiCam, which can lead to unwanted side-effects after restarting the application.

This malfunction is solved since MultiCam 6.9.0.2234.

Non systematic DRIVER_IRQL_NOT_LESS_OR_EQUAL blue screen after filling a MultiCam surface

Affected boards: Grablink Base, Grablink DualBase, Grablink Full, Grablink Full XR

A DRIVER_IRQL_NOT_LESS_OR_EQUAL blue screen may sometimes occur when a MultiCam surface enters the FILLED state.

This malfunction is solved since MultiCam 6.9.0.2216.

Color components permutations in second tap using TapConfiguration=MEDIUM_2T24

Affected boards: Grablink Full, Grablink Full XR

When TapConfiguration=MEDIUM_2T24, a permutation between R, G and B color components of the second tap occurs for some values of the *Hactive_Px* parameter.

This malfunction is solved since MultiCam 6.9.0.2199.

Color planes permutations using horizontal flipping with 3 x 10-bit and 3 x 12-bit RGB color cameras

Affected boards: Grablink Full, Grablink Full XR

When enabling horizontal flipping (i.e. *ImageFlipX=ON*) with 3 x 10-bit and 3 x 12-bit RGB color cameras, a permutation between R, G and B color planes occurs for some values of the *Hactive_Px* parameter.

This malfunction is solved since MultiCam 6.9.0.2199.

MultiCam

MultiCam not correctly installed on latest Linux distributions

On latest Linux distributions, the MultiCam drivers are not correctly installed.

This malfunction is solved since MultiCam 6.9.0.2199.

Known Issues

GRABLINK series

MC_SIG_END_ACQUISITION_SEQUENCE sometimes occurs before last MC_SIG_SURFACE_PROCESSING

Affected boards: Grablink Base, Grablink DualBase, Grablink Full, Grablink Full XR

When using *AcquisitionMode=LONGPAGE*, the *MC_SIG_END_ACQUISITION_SEQUENCE* signal is sometimes issued before the last *MC_SIG_SURFACE_PROCESSING* signal of a sequence.

Invalid image borders when using Cropping with a Bayer CFA camera

Affected boards: Grablink Base, Grablink DualBase, Grablink Full, Grablink Full XR

When using a cropped window with a Bayer CFA camera, the 4 borders of acquired images (i.e. the first and last lines as well as the first and last columns) contain invalid data.

Line-scan acquisitions with PageLength_Ln=1 may lead to segmentation fault or kernel panic under Linux

Affected boards: Grablink Base, Grablink DualBase, Grablink Full, Grablink Full XR

When performing line-scan acquisitions with *PageLength_Ln* set to 1, some segmentation fault or kernel panic issues have been observed in rare cases, depending on the Linux distribution used.

As a workaround, if the problem occurs, setting PageLength_Ln to a value greater than 1 will make it disappear.

MC_SIG_END_ACQUISITION_SEQUENCE signal is generated twice when EndTrigEffect=FOLLOWINGLINE

Affected boards: Grablink Base, Grablink DualBase, Grablink Full, Grablink Full XR

When using the *LONGPAGE* acquisition mode with *EndTrigMode=HARD* and *EndTrigEffect=FOLLOWINGLINE*, the *MC_SIG_END_ACQUISITION_SEQUENCE* signal is generated twice when enabled.

As a workaround, you can either use EndTrigEffect=PRECEDINGLINE or handle the MC_SIG_END_ACQUISITION_SEQUENCE signal twice.

Misbehaviour of the trigger decimation unit when using both software and hardware triggers together

Affected boards: Grablink Quickpack CFA PCIe, Grablink Base, Grablink DualBase, Grablink Full, Grablink Full XR

The trigger decimation unit does not take the occurrence of software triggers into account for the decimation counter. This may lead to misbehaviour especially when the first acquisition phase has been software triggered. In this case the trigger decimation unit is still continuing to consider the value of *TrigDelay_Pls* parameter instead of *NextTrigDelay_Pls* parameter. The *NextTrigDelay_Pls* parameter is only taken into account from the second hardware initiated trigger event.

As a workaround you can either avoid using software triggers with this feature or use the same value for both TrigDelay_Pls and NextTrigDelay_Pls parameters.

Synchronized acquisition broken on slave channels for AcquisitionMode=LONGPAGE, BreakEffect=FINISH and EndTrigMode=HARD when master channel is stopped before hardware end trigger

Affected boards: Grablink Base, Grablink DualBase, Grablink Full, Grablink Full XR

Synchronized acquisition using two or more line-scan cameras connected on several boards is broken on slaves when channels are restarted in the following conditions:

- *AcquisitionMode = LONGPAGE;*
- *BreakEffect = FINISH;*
- *EndTrigMode = HARD;*
- *The master channel is set to the IDLE state before receiving the hardware end trigger and before setting the slave channels to the IDLE state.*

As a workaround, this problem can be avoided by setting all slave channels to IDLE before setting the master channel to IDLE.

No acquisition failure event when LineCaptureMode is PICK or ADR

Affected boards: Grablink Avenue, Grablink Express, Grablink Base, Grablink DualBase, Grablink Full, Grablink Full XR

No acquisition failure event is issued when needed if *LineCaptureMode* is *PICK*. Moreover, on Grablink Avenue and Grablink Express, no acquisition failure event is issued when needed if *LineCaptureMode* is *ADR*.

LineTriggerViolation wrongly incremented at channel (de)activation when using the rate converter

Affected boards: Grablink Avenue, Grablink Express, Grablink Base, Grablink DualBase, Grablink Full, Grablink Full XR

The *LineTriggerViolation* parameter is wrongly incremented when a channel is activated or deactivated if *LineRateMode* is set to *CONVERT*.

The upper limit of Hactive_Px is 65504 instead of 65535

Affected boards: Grablink Base, Grablink DualBase, Grablink Full, Grablink Full XR

The upper limit for the *Hactive_Px* parameter is currently *65504* instead of *65535* (this value depends on the *TapConfiguration* parameter value). When setting a value greater than *65504*, MultiCam returns *MC_RANGE_ERROR*.

Cannot change connector for a camera without creating the channel again

Affected board: Grablink DualBase

If a channel is first created on the A connector, no acquisition will be performed by just setting the *Connector* parameter to the B value when changing the camera from the A connector to the B connector. In that case, the channel must be created again using the B connector.

Inoperative timeout for cISerialRead and cISerialWrite functions of the Camera Link® serial linux library

Affected boards: all Grablink boards

Under linux, the *cISerialRead* and *cISerialWrite* functions of the *libclseremc.so* library do not take the timeout passed as fourth argument into account. These functions simply return *CL_ERR_NO_ERR* immediately instead of *CL_ERR_TIMEOUT* when no data could be read or written within the specified timeout.

Inoperative VIDEO acquisition mode when ActivityLength is not equal to 1

Affected boards: Grablink Avenue, Grablink Express

If *ActivityLength* is not equal to 1 when *AcquisitionMode*=*VIDEO*, the frame grabber only acquires the first sequence of images (i.e. the number of images defined by the *SeqLength_Fr* parameter) then remains in the *ACTIVE* state without acquiring any additional image.

Bad behaviour of WindowX_Px

Affected boards: Grablink Avenue, Grablink Express

When changing the *WindowX_Px* parameter more than once, the system has to be rebooted to be able to activate the channel.

As a workaround, don't change the WindowX_Px parameter more than once.

Automatic White Balance gains suffer from a 1/1000th error when multiple of 1000

Affected board: Grablink Quickpack CFA PCIe

The gains computed by the Automatic White Balance (i.e. when *WBO_Mode*=*ONCE* or *CONTINUOUS*) suffer from a systematic error of 1/1000th when they are a multiple of 1000. For instance, *WBO_GainR*, *WBO_GainG* and *WBO_GainB* will always be 1999 instead of 2000, 2999 instead of 3000, and so on.

There is no workaround.

Grablink Quickpack CFA may not be seen by MultiCam when there are many boards in the system

Affected board: Grablink Quickpack CFA PCIe

When Grablink Quickpack CFA (PCIe) is present beside other Grablink boards in the computer, it may not be seen by MultiCam after subsequent reboots following the installation. This occurs only with Linux operating systems.

There is no workaround.

Invalid strobe duration with ITTL

Affected board: Grablink Expert 2

The strobe signal provided by the ITTL I/O line is about 40-50 μ s larger than expected.

As a workaround, reduce the duration of the strobe by 50 μ s when using ITTL lines.

Wrong serial port ID returned by Camera Link® serial library

Affected board: Grablink Express

The "Grablink Avenue" port ID is returned instead of "Grablink Express" when calling the *clGetSerialPortIdentifier* function of the Camera Link® serial library with a Grablink Express.

There is no workaround.

Inoperative StartExposure signal for subsequent images in a sequence

Affected boards: all Grablink boards

When acquiring a sequence of 2 or more images, the *MC_SIG_START_EXPOSURE* signal is only issued for the first acquired image.

There is no workaround.

DOMINO series

Virtual COM port not removed when uninstalling MultiCam

Affected board: Domino Symphony PCIe

A virtual COM port that has been set through the SerialControl<A,B,C,D> parameter is not removed when the MultiCam driver is uninstalled.

As a workaround, restart Windows after uninstalling MultiCam and the virtual COM port will be removed.

Invalid strobe pulse when using PreStrobe_us parameter

Affected boards: Domino Melody, Domino Harmony, Domino Symphony PCIe

The pre-strobe function is not functional.

There is no workaround.

PICOLO series

MULTIPLE_IRP_COMPLETE_REQUESTS Blue Screen occasionally occurs on some systems

Affected boards: Picolo, Picolo Pro 2, Picolo Junior 4, Picolo Tetra, Picolo Tymo

On some systems a MULTIPLE_IRP_COMPLETE_REQUESTS Blue Screen might occasionally occur.

ImageSizeX is 702 instead of 704 when Standard=PAL and PixelTiming=BROADCAST

Affected boards: Picolo, Picolo Pro 2, Picolo Junior 4, Picolo Tetra, Picolo Tymo

When Standard=PAL and PixelTiming=BROADCAST, ImageSizeX is wrongly set to 702 pixels instead of 704.

As a workaround, manually set ImageSizeX to the correct value.

InvalidCastException when retrieving Surface associated with SignalInfo instance

Affected board: Picolo Alert (PCIe)

When running a .NET application, an InvalidCastException exception can be raised while retrieving the MultiCam callback, the Surface associated to a SignalInfo instance. Thus, when executing the following statement:
Surface currentSurface = signalInfo.Surf.

There are two workaround:

1. *Check if the image can be discarded. This exception can be caught in the customer application and the image can be discarded.*
2. *Repeatedly call Surface currentSurface = signalInfo.Surf statement until no exception is raised.*

Example:

```
bool ok = false;
while(!ok)
{
    try
    {
        surface = signalInfo.Surf;
        ok = true;
    }
    catch(InvalidCastException e)
    {
    }
}
```

MultiCam

Left-over binaries after uninstalling MultiCam from Windows 7

Since Windows 7, some MultiCam driver binaries located in *C:\Windows\system\leuresys\multicam* are left on the system after uninstalling MultiCam. Deleting them manually is allowed once MultiCam has been uninstalled.

Windows Security warning when installing MultiCam on Windows Vista or Windows Server 2008

Under undetermined circumstances, Windows Vista and Windows Server 2008 are unable to verify the publisher in the MultiCam driver signatures and display a Windows Security warning to the user.

If this occurs, just accept to install the driver anyway and the installation process will go on.